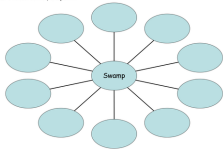

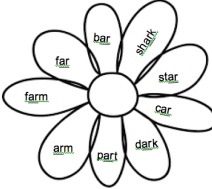


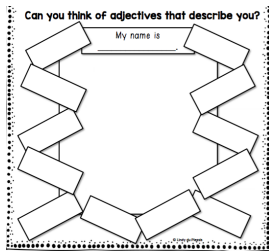
Framework for Teaching – Year One, Term 3: Week 2

	Monday	Tuesday	Wednesday	Thursday	Friday
Task	Make or do a jigsaw puzzle	Try some origami	Make a handmade present	Choreograph a dance	Hold a karaoke concert
Morning	<p>English</p> <p>Grammar: Adjectives</p> <p>Tell someone what an adjective is.</p> <p>Draw a mindmap in your book to describe the following nouns:</p> <ul style="list-style-type: none"> ● ball ● necklace ● pencil ● toy  <p>Put the words above into sentences that include adjectives.</p>	<p>English</p> <p>Spelling: Plurals</p> <p>We add 's' to a word when there is more than one. Watch this video:</p> <p>https://www.youtube.com/watch?v=nM91WToFCSE</p> <p>Write down 5 words and their plural next to it. e.g. dog - dogs</p> <p>Make up a song about plurals around your house. Watch this video for some inspiration:</p> <p>https://www.youtube.com/watch?v=rzq9eiYt9Bq</p>	<p>English</p> <p>Spelling: Plurals</p> <p>Find as many plural nouns around your house or outside as you can. Draw pictures of them. e.g. four wheels on a car</p> <p>Play Toss and Catch: Find someone to throw a ball to. Have them say a word and throw the ball to you. Then you throw the ball back but add the suffix 's' to make the word a plural. If you are playing this alone, you can throw a tennis ball into one hand and back to your other hand.</p>	<p>English</p> <p>Spelling: 'ar' as in star</p> <p>Brainstorm as many words that you can think of that end with the sound 'ar'. Write them using wool, string or something you have at home.</p> <p>Now brainstorm as many words as you can think of that have 'ar' in the middle of the word. Record yourself clapping the syllables in each of the words.</p> <p>Students who work with Mrs Gavanoas: 'ar' booklet- click here to download</p>	<p>English</p> <p>Spelling: 'ar' as in star</p> <p>Print/ make a word search template and complete it using as many 'ar' words you can think of.</p>  <p>Make a secret code for the alphabet using symbols and then write out all of your 'ar' words using your special code.</p>

	<p>Circle the adjectives in each sentence.</p> <p>Find/make 20 cards out of paper or post-it notes and on 10 of the cards write out some nouns. Remember: A noun is a person, place or thing. e.g. chair, hat, box. On the other 10 cards write out some adjectives e.g. black, furry, sharp. Put all the cards face down in two piles: one for nouns, one for adjectives. Draw out two cards and see if they can go together. e.g. black chair. If they can be used together, write them down. Click on the link if you need some help thinking of adjectives to write: https://mrswarnerarlington.weebly.com/adjectives.html</p> <p>Students who work with Mrs Gavanoas: An adjective describes a noun. It tells us about the colour, size, shape, sound, number, taste or texture of the noun.</p>	<p>Writing Listen to the story 'Tough Boris' by Mem Fox via the link below: https://www.youtube.com/watch?v=cjJheZRDNc</p> <p>Write a book review on the story. A book review tells us your opinion on a story. In your book review answer the following questions:</p> <ul style="list-style-type: none"> *What is the title of the book? *Who is it written/illustrated by? *What is the story about? *Who is your favourite character? Why? *What was your favourite part of the book? Why? 	<p>Word Hunt: Look for as many plural words as you can in the books you have at home.</p> <p>Irregular Plurals: Some plurals do not follow the rules! They are sneaky. For example, one man becomes two men.</p> <p>Can you think of another sneaky irregular plural and draw it?</p> <p>*** PRIORITY TASK</p> <p>Writing Wombat Stew</p> <p>Click this link to watch a read aloud of Wombat Stew https://www.youtube.com/watch?v=ZFb6gP7mZZo</p> <p>Write a Wombat Stew recipe of your own. Follow the link to watch a video on how to write a recipe:</p>	<p>Writing How the Kangaroo Got its Pouch.</p> <p>Follow the link to watch the retelling of the story: https://www.youtube.com/watch?v=8sWFAGGUVvUA</p> <p>Retell what happened in the story. What happened in the beginning of the story? What was the problem? How did it get solved?</p> <p>Draw a picture of Mother Kangaroo and Joey.</p> <p>Reading Choose a book to read from either Wushka or one you downloaded from Book Bot (see Monday for links).</p> <p>Activity: Choose a character from the book you read and create a character profile. Include their appearance and their personality traits.</p>	<p>e.g. a = 😊 b = ♥</p> <p>Write a short story using as many 'ar' words that you can think of. Make sure it makes sense!</p> <p>Students who work with Mrs Gavanoas: Draw a big flower. Write each of your 'ar' words from your word search on the flower's petals (see example below). Make sure you underline the 'ar in your words and that you have enough petals!</p>  <p>Challenge activity: create 4 silly sentences with 4 of your 'ar' words. e.g. The shark eats chocolate.</p>
--	---	---	---	---	---

e.g. The **black** cat.
The **round** ball.
The **smart** girl.

Draw a picture of yourself in your book. Around your picture, think and write 6 adjectives that describe you (see image below as a guide).



If you are up to a challenge, draw someone in your family and think and write 6 adjectives that describe them.

Write an adjective for the following nouns:

_____ leaf
_____ car
_____ boy
_____ girl
_____ tree
_____ flower
_____ blanket

Draw a picture of your favourite part.

Reading

Choose a book to read from either Wushka or one you downloaded from Book Bot (see Monday for links).

Activity: Write down what happened in the story in your own words. This is called a 'retell' Make sure to include what happened in the beginning, middle and end.

<https://www.youtube.com/watch?v=2hR3TuYhXSE>

Make sure you include;

The purpose, ingredients and steps.

Your writing should have the words first, next, then and finally in them to show the sequence of the steps!

Follow the two links below to help you with your task.

[Recipe Word Bank](#)

[Recipe Template](#)

Challenge: Highlight any verbs you have used in your recipe.

Remember verbs are action words.

*****PRIORITY TASK**

Writing – Diary of a Wombat

Watch the video of Mrs Gavanas reading 'The Diary of a Wombat'.

The wombat keeps a diary of all of the things he does each day.


Write your own diary entry of what you did yesterday. You might like to put your diary under the headings of morning, afternoon and evening.

e.g. Morning: I got out of bed, brushed my teeth and got ready for the day. I ate my breakfast and started my online learning.


Use the following link to help you with your task.


[Diary Entry Task](#)

	<p>**PRIORITY TASK</p> <p>Reading Follow the links below to choose a reader. You have two options. Wushka is an Australian digital reading program with readers accessible from all common browsers and devices. Your teacher will send you your login details for Wushka:</p> <p>https://wushka.com.au/</p> <p>Bookbot is a website that has levelled decodable readers you can download to your device or print in a booklet form at home:</p> <p>https://www.bookbotkids.com/free-books-for-kids</p> <p>Activity: Draw a picture of your favourite part of the story you read and explain why that was your favourite part.</p>		<p>Reading Choose a book to read from either Wushka or one you downloaded from Book Bot (see Monday for links).</p> <p>Activity: Every story has a problem and a solution. Discuss what the problem was in the story you read. What caused this problem? How was the problem solved?</p>		<p>Reading Choose a book to read from either Wushka or one you downloaded from Book Bot (see Monday for links).</p> <p>Activity: Draw a picture of the main setting of the story. Underneath your picture write as many adjectives as you can that describe the setting.</p>
Break					

<p>Middle</p>	<p><u>Tricky Words</u></p> <p>Practice the following Tricky Words:</p> <ul style="list-style-type: none"> • your • again • home <p>Cut up strips of paper and make word chains.</p> <p>Put one letter on each strip and glue them together.</p>  <p>Write each of your tricky words forwards and backwards.</p> <p><u>Mathematics</u></p> <p><u>Mathletics</u> – Complete online activities:</p> <p>Patterns- Count by 2's & Count by 5's</p>	<p>*** PRIORITY TASK</p> <p><u>Tricky Words</u></p> <p>Practice the following Tricky Words:</p> <ul style="list-style-type: none"> • your • again • home <p>Write your words using uppercase letters and then write them in lowercase letters.</p> <p>Make your tricky words using magnetic letter tiles, scrabble tiles or out of cardboard letters.</p> <p><u>Mathematics</u></p> <p><u>Mathletics</u> – Complete online activities:</p> <p>Patterns- Count by 2's, 5's and 10's</p>	<p><u>Tricky Words</u></p> <p>Practice the following Tricky Words:</p> <ul style="list-style-type: none"> • your • again • home <p>Have someone jumble up the letters of your tricky words and see if you can unscramble them.</p> <p>Write your words with a white crayon and then paint over them in colour.</p> <p><u>Mathematics</u></p> <p><u>Mathletics</u> – Complete online activities:</p> <p>Patterns- Counting on a 100 grid</p>	<p><u>Tricky Words</u></p> <p>Practice the following Tricky Words:</p> <ul style="list-style-type: none"> • mother • father • brother <p>Write your tricky words using a number code. Number the alphabet from 1-26. e.g. a=1, b=2, c=3 and write your words out using the code.</p> <p>Write three sentences using your tricky words.</p> <p><u>Mathematics</u></p> <p><u>Mathletics</u> – Complete online activities:</p> <p>Whole numbers-Everyday Money</p>	<p><u>Tricky Words</u></p> <p>Practice the following Tricky Words:</p> <ul style="list-style-type: none"> • mother • father • brother <p>Write your tricky words out using curly writing.</p> <p>Hop on one foot while you spell out your tricky words and then swap feet and spell them again.</p> <p><u>Mathematics</u></p> <p><u>Mathletics</u> – Complete online activities:</p> <p>Combining adding and subtracting: Adding to 10 word problems</p>
---------------	--	---	---	---	--

	<p>Warm up activity: Watch the video to practice counting to 120:</p> <p>https://www.youtube.com/watch?v=MA9BhxGwGMs</p> <p>After watching the video choose a secret number from 1-120 and write clues to help a family member guess what the number could be. E.g. it has a 3 in the tens column.</p> <p>Main activity: Patterns and Algebra</p> <p>Watch the following video:</p> <p>https://www.youtube.com/watch?v=MBjxSx45-Q</p> <p><i>Repeating number patterns:</i></p> <p>Choose three numbers and write them as a repeating pattern</p>	<p>Warm up activity: Follow the link to access a hundred chart:</p> <p>https://toytheater.com/120-chart/</p> <p>Guess my number: Follow the clues to find out what my mystery number is:</p> <ul style="list-style-type: none"> • My number is greater than 50 • My number has a 3 in the ones column • My number is less than 70 • It is an odd number. • It has a 6 in the 10's column <p>What is my number?</p> <p>Main Activity: Patterns and Algebra</p> <p>Play the following game online:</p>	<p>***PRIORITY TASK</p> <p>Warm up activity: Follow the link to access a hundred chart:</p> <p>https://toytheater.com/120-chart/</p> <p>Guess my number: Follow the clues to find out what my mystery number is:</p> <ul style="list-style-type: none"> • My number is less than 99. • My number has a 7 in the ones column. • My number is more than 40. • It is an odd number. • It has a 7 in the tens column. <p>What is my number?</p> <p>Main Activity: Patterns and Algebra</p> <p>Play the following online game:</p>	<p>***PRIORITY TASK</p> <p>Warm up activity: Number of the Day: Today's number is 48.</p> <p>Complete the following questions about the number:</p> <ol style="list-style-type: none"> 1. What is its number name? 2. Is it an odd or even number? 3. How many ones does it have? 4. How many tens does it have? 5. Add ten to the number. 6. Take away fifteen from the number. <p>Main Activity: Create your own shop.</p> <p>Use the paper money attached to this document or make your own money!</p>	<p>Warm up activity: Number of the Day: Today's number is 60.</p> <p>Complete the following questions about the number:</p> <ol style="list-style-type: none"> 7. What is its number name? 8. Is it an odd or even number? 9. How many ones does it have? 10. How many tens does it have? 11. Add ten to the number. 12. Take away fifteen from the number. <p>Main Activity: Addition and Subtraction Problem Solving</p> <p>Answer the following problem solving questions. Make sure you highlight the important words before</p>
--	---	---	---	--	--

	<p>e.g. 2 5 6 2 5 6 2 5 6</p> <p>Try and make five different repeating number patterns.</p> <p><i>Growing Number Patterns:</i></p> <p>Counting by 10's or 5's or 2's are examples of growing number patterns. Continue the following growing number patterns. See how high up you can go!</p> <p>10, 20, 30, 40.....</p> <p>20, 25, 30, 35.....</p> <p>10, 12, 14, 16.....</p> <p>Challenge:</p> <p>Continue the following growing patterns:</p> <p>1, 11, 21, 31.....</p> <p>4, 9, 14, 19.....</p> <p>3, 5, 7, 9.....</p>	<p>https://mrnussbaum.com/rainbow-juice-online-game</p> <p><i>Decreasing Number Patterns:</i></p> <p>Use the hundreds chart and highlight all of the 10's numbers green. Starting from 120 and finishing at 0 record the decreasing 10's pattern. Hint: 120, 110....</p> <p>Use the hundreds chart and highlight all of the numbers going up by 5 in pink. Starting from 120 and finishing at 0 record the decreasing 5's pattern. Hint: 120, 115....</p> <p>Use the hundreds chart and highlight all of the numbers going up by 2 in yellow. Starting from 120 and finishing at 80 record the decreasing 2's pattern. Hint: 120, 118....</p>	<p>https://www.abcya.com/games/one_hundred_number_chart_game</p> <p><i>Missing numbers in a pattern</i></p> <p>Watch Mrs Edwards explain the task for today.</p> <p>https://drive.google.com/file/d/1OFvwyUB2yIMFR85-WTOHL-6ihuX0tRc/view?usp=sharing</p> <p>Find or make some cards showing skip counting by 2's, 5's and 10's (from 0-120).</p> <p>Lay out your cards in order e.g. all my 10's cards will be laid out in front of me at the same time from 10 - 120.</p> <p>Close your eyes and remove one card without peeking. Without looking at the card you removed, try and solve the missing number by investigating your pattern.</p>	 <p>Set up a shop at home with everyday items. Ask someone at home to come and visit your shop. They have to use the correct money or you will have to provide them with change!</p> <p>Make sure you put price tags on your items.</p> <p>Send a photo to your teacher on Class Dojo of your shop setup!</p>	<p>you complete the task. Show your working out by drawing a picture, recording a number sentence etc.</p> <p>Liz has 16 pencils and Chris has 3 pencils.</p> <p>a) How many pencils altogether?</p> <p>b)How many more pencils does Liz have than Chris?</p> <p>There were 20 buttons. 8 rolled away. How many are left?</p> <p>Kaila has 5 white cats and 4 black cats. She feeds 7. How many still need to be fed?</p> <p>Challenge: Michael borrowed 15 books from the library. He reads one every night. How many books are left to read after one week?</p>
--	---	--	--	--	--

	<p><u>Fitness</u></p> <p>Play the Game ‘Snakes Alive!’</p> <p>You will need:</p> <p>*5 soft objects to throw (for example, soft ball, pair of socks, soft toy, scrunched-up paper)</p> <p>*A space with an object or landmark to create a target for the object to hit (for example, bucket, a long piece of string laid in a circle, an ‘X’ formed by two pieces of tape/material, a t-shirt laid on the ground, a chair/bench, a wall, a tree)</p> <p>Choose a safe playing area where you can throw a number of soft objects.</p> <p>Select 5 different soft objects to throw.</p> <p>Choose a ‘starting point’ where you will throw the objects from.</p>	<p>Challenge:</p> <p>Continue the following decreasing patterns:</p> <p>111, 101, 91, 81....</p> <p>107, 102, 97, 92....</p> <p>85, 83, 81, 79....</p> <p><u>Fitness</u></p> <p>Play the Game ‘Bullseye’</p> <p>You will need:</p> <p>Resources</p> <p>A soft object to throw (for example, soft ball, pair of socks, soft toy, scrunched-up paper)</p> <p>An object or landmark to create a target for the object to hit (for example, bucket, a long piece of string laid in a circle, an ‘X’ formed by two pieces of tape/material, a t-shirt</p>	<p>Repeat this with your 2’s and 5’s cards as many times as you can. Once you have done this, you can put your cards in decreasing order and then remove a card</p> <p>Challenge:</p> <p>Take two cards at a time and try to solve which ones are missing.</p> <p><u>PD/H</u></p> <p><u>Learning Disposition</u></p> <p><u>‘Curiosity’</u></p> <p>This week listen to the story ‘The Lion Inside’: https://www.youtube.com/watch?v=H019G18irW0</p> <p>What was the mouse in the story ‘curious’ about?</p>	 <p>Challenge: Have some items that cost dollars and cents and work out the change you would need to give back.</p> <p>***PRIORITY TASK</p> <p>Watch this video from Mrs Worthington to learn more about your task.</p> <p>https://drive.google.com/file/d/1QCdLbDGd4nUNGslJv4sWti7l-mIHKez9/view?usp=sharing</p> <p><u>Ash Barty:</u></p> <p>Who is she? Why is she famous? Think about why she is an inspiration to so many Aussie kids!</p>	<p><u>The Tokyo Olympic Games:</u></p> <p>Imagine that you are the head clothing designer for the Australian Olympic Team. What will the athletes' uniforms look like? Design and draw a uniform for the Australian Olympic team to wear at the Opening Ceremony of the Tokyo Olympics.</p>
--	--	--	--	--	---

	<p>Underarm throw one object at a time, aiming to place each object behind the previous one. This will form a 'snake'.</p> <ul style="list-style-type: none"> - Underarm throw the first object and mark where it lands. This creates the 'head' of the snake. - Underarm throw the next object trying to land it before the 'head'. - Repeat the underarm throws with your remaining throwing objects. <p>Repeat the game using an overarm throw. Repeat the game using a throwing style of your choice. Repeat the game 3 times for each throwing style.</p>	<p>laid on the ground, a chair/bench, a wall, a tree) Create a target that you can safely throw a soft object towards. Create two larger rings around the centre target to create a 'bullseye'.</p> <p>Select 5 different soft objects to throw. Try to use the same 5 objects you used in the previous activity. Choose a 'starting point' where you will throw the object from. Throw each object and attempt to hit the target as close to the centre as possible. Closer to the centre of the target scores more points. Have 5 attempts Adjust the position of the 'starting point' each time.</p>	<p>Science</p> <p>Follow the link below to create some dish soap slime! it's going to be messy but super fun !!!</p> <p>https://www.fizzicseducation.com.au/150-science-experiments/kitchen-chemistry-experiments/dish-soap-slime/</p>	<p>Follow the following links to learn more about Ash Barty.</p> <p>BTN: Ash Barty</p> <p>Ash Barty: Wimbledon Win</p> <p>Prepare news on Ash Barty and when you are ready, ask a parent to film you delivering your news.</p>	
Break					

<p>Afternoon</p>	<p>***PRIORITY TASK</p> <p><u>Integrated Unit – New South Wales</u></p> <p>Click on the following link for Miss Dayman to explain today’s task:</p> <p>https://drive.google.com/file/d/1p8mKljjzSOBd7-a-dyyzpl3MEXcy47yQ5/vi-ew?usp=sharing</p> <p>For the next few weeks we will be learning about New South Wales.</p> <p>Watch the following travel video about New South Wales:</p> <p>https://www.youtube.com/watch?v=ivXH-8cix3k</p> <p>Research and record the capital city and draw a picture of the state flag in your workbooks or colour in the flag featured in the following link.</p>	<p>***PRIORITY TASK</p> <p><u>Storybook Lesson</u> The Pencil by Allan Ahlberg & Bruce Ingman</p> <p>Click on the link to watch Miss Mieszkuc explain what you are expected to do in this lesson and read the story ‘The Pencil’.</p> <p>Miss Mieszkuc</p> <p>Before reading the story, look at the front cover and make a prediction (what do you think will happen in this story?)</p> <p>Now you can watch the story.</p> <p>Tell someone what your favourite part of the story was and why? What would you like the pencil to draw?</p> <p>Look up the meaning of the following words in the story. Write their definitions into your scrapbook:</p> <ul style="list-style-type: none"> • shiver 	<p>Creative Arts - Music</p> <p>Select a nursery rhyme from this list:</p> <p>‘Baa, Baa, Black Sheep’</p> <p>‘Itsy Bitsy Spider’</p> <p>‘Humpty Dumpty’</p> <p>‘Rock-a-bye Baby’</p> <p>‘A Sailor Went to Sea Sea Sea’</p> <p>‘Hey Diddle Diddle’</p> <p>With a parent or by yourself, read the nursery rhyme and mime the actions on the spot. What is the rhyme about? Does it make sense? Does it tell a story? Write responses to your book including the name of the rhyme and what it is about.</p> <p>Say your nursery rhyme and do your actions to your family audience.</p>	<p>Creative Arts- Sidney Nolan</p> <p>Follow the link and read through the slides on Sidney Nolan.</p> <p>https://drive.google.com/file/d/1ys_7MmYm-FFygdjQ6w7dQcNOa8uM4rf/view?usp=sharing</p> <p>After viewing his artworks answer the following questions:</p> <ul style="list-style-type: none"> ● What media has the artist used to create these artworks? ● What is the subject matter of these works? ● How do these artworks make you feel? <p>Follow the link to learn about Ned Kelly, Nolan’s inspiration for his artworks :</p> <p>https://www.youtube.com/watch?v=yrE2w2DPESY</p>	<p>*** PRIORITY TASK</p> <p><u>Integrated Unit – STEM</u></p> <p>Create a model of the Sydney Harbour Bridge.</p> <p>Look at photos of the Sydney Harbour Bridge. Think about the design and what makes the bridge sturdy and stable.</p> <p>Consider what materials you have at home including: recycled materials (bottles, toilet rolls, cardboard boxes etc.) and craft supplies (paddle pop sticks, pipe cleaners etc.) and plan out what you will be making on a piece of paper. Ensure you label the different materials you will use for different parts of the bridge.</p> <p>Create your Sydney Harbour Bridge and</p>
------------------	--	---	---	--	--

[New South Wales State Flag](#)

One animal that is native to New South Wales is the Laughing Kookaburra.

Follow the links to learn more about the Laughing Kookaburra:
<https://www.environment.nsw.gov.au/topics/animals-and-plants/native-animals/native-animal-facts/laughing-kookaburra>

<https://www.youtube.com/watch?v=TrKZPXt0itk>

[Kookaburra Fact File](#)

Write out five interesting facts about the Laughing Kookaburra in full sentences. You could describe what it looks like, where they live, what they eat etc.

- hesitate
- ridiculous

Write down the characters, the setting, the problem and the solution.
Can you write a different solution (way to solve the problem)?

Something Fun!

The answer is 'butterfly'.
What could the questions be?

As a challenge – Use the framework of the nursery rhyme you chose to write a new nursery rhyme.

Something Fun!

Design a waterpark for your pet or an imaginary pet.

You will create a Ned Kelly artwork, like Sidney Nolan's. Look at the ideas in Slide 4 and draw Ned Kelly in his armour.
You can colour it using pencils or paints and draw him into a desert background.



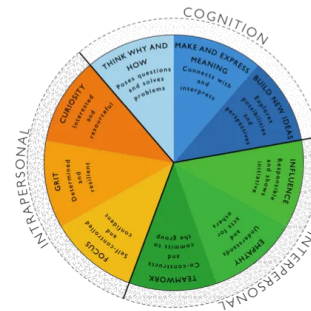
Something Fun!

Make a collage of an underwater scene.

ensure that it can stand up without falling down!

Reflection: Once you have made your bridge, consider what parts of the Learning Disposition Wheel you needed to use during that activity.

E.g. focus, grit, curiosity, think why and how, make and express meaning etc



You could even draw a picture using this guided drawing to help you:

<https://www.youtube.com/watch?v=s0pY2Qw5EQM>

Something Fun!

Follow the link to sing Kookaburra Sits in the Old Gum Tree:

<https://www.youtube.com/watch?v=ysaskdFpPz8>



Something Fun!

Make a course and have a game of indoor mini-golf.