


# Framework for Teaching – Year One, Term 3: Week 3

	Monday	Tuesday	Wednesday	Thursday	Friday
Task	<p>Try some origami</p> <p><a href="https://www.youtube.com/watch?v=sLXB7EOI5MI">https://www.youtube.com/watch?v=sLXB7EOI5MI</a></p>	<p>Make a cubby out of sheets and pillows!</p>	<p>Plan a picnic for your family indoors.</p>	<p>Hold a karaoke concert</p>	<p>Have a paper plane contest with someone at home.</p>
Morning	<p><b><u>English</u></b></p> <p><b><u>Spelling:</u></b> 'or' and 'ore'.</p> <p>Watch and sing the vowel song:  <a href="https://www.youtube.com/watch?v=4TjcT7Gto3U">https://www.youtube.com/watch?v=4TjcT7Gto3U</a></p> <p>Watch the following video about the 'or' sound  <a href="https://www.youtube.com/watch?v=VPhi3MifHBk">https://www.youtube.com/watch?v=VPhi3MifHBk</a></p> <p>Write in the air as many words as you can think</p>	<p><b><u>English</u></b></p> <p><b><u>Spelling:</u></b> 'or' and 'ore'.</p> <p>Use the list you made yesterday to write out your words in alphabetical order.</p> <p>Choose five words and write down their definitions.</p> <p>Use your hands to stretch out the sounds in each of your spelling words</p> <p>e.g. <b>chore= ch-ore</b></p>	<p><b><u>English</u></b></p> <p><b><u>Spelling:</u></b> Adding suffix 's' to verbs</p> <p>Watch the video and write down all the verbs that you hear. A verb is an action word.  <a href="https://www.youtube.com/watch?v=j3EYciNco58">https://www.youtube.com/watch?v=j3EYciNco58</a></p> <p>Does it sound right? Add 's' to the following verbs in these sentences to make them sound correct.</p>	<p><b><u>English</u></b></p> <p><b>***PRIORITY TASK</b></p> <p>Please click on the link below to watch Miss Dayman explain your task:  <a href="#">Week 3 SPELLING Thursday.mp4</a></p> <p><b><u>Spelling:</u></b> Adding suffix 'ing' to verbs</p> <p>Look at your list of verbs from yesterday's song and add the suffix 'ing' to them.</p>	<p><b><u>English</u></b></p> <p><b><u>Spelling:</u></b> Base word and suffix</p> <p>We have been learning about two suffixes this week, 's' and 'ing' and have added them onto a base word e.g. run.</p> <p>Look in the books you have been reading at home for verbs that end in suffix 's' or 'ing'. Draw pictures of the words you find.</p>

	<p>of that have the 'or' spelling.</p> <p>We can also spell the 'or' sound as 'ore'. Play Look, cover, write, check with the 'ore' trigraph using the following link  <a href="https://www.spellzone.com/word_lists/look-say-cover-write-check-500851.htm">https://www.spellzone.com/word_lists/look-say-cover-write-check-500851.htm</a></p> <p>Click on the following link and play the word search game. What is the fastest time you can get? <a href="#">Spelling games: or sound</a></p> <p>Make two columns in your scrapbook and brainstorm words that have the 'or' and 'ore' spelling.</p>	<p><b>Students who work with Mrs Gavanoas:</b>  Please complete the 'Tap it out and Build it' worksheet along with the 'Speed Drill' read aloud. I wonder how fast you can read the words?</p> <p><a href="#">OR ORE Activities (1).pdf</a></p> <p>If you don't have a printer for the 'Tap it out and Build it' worksheet, just write the words into your book and read them out loud.</p> <p><b>Challenge activity:</b>  Choose three words from the 'Tap it out and Build it' worksheet and create 3 different sentences with them.</p> <p><b>Writing -</b></p> <p>Congratulations on becoming the Prime Minister of Australia!</p>	<p>Write the correct sentence into your scrap book:</p> <ul style="list-style-type: none"> <li>*Each day, she <i>walk</i> to the shop.</li> <li>*Each day, he <i>jump</i> in the pool.</li> <li>*Each day, he <i>sweep</i> the floor.</li> </ul> <p>Write three of your own sentences that include a verb with the suffix's'. E.g. John <b>sits</b> down to eat his lunch.</p> <p><b>Writing -</b></p> <p>Write a story about why this dog turned green!!!</p> <p>Don't forget to use lots of humour.</p> <p>Challenge yourself to try and use dialogue as well!!!! (remember dialogue is to show that</p>	<p>Remember sometimes the spelling of words change when we add 'ing'.</p> <p>Clap out the syllables in each of your new words and upload it onto Class Dojo! e.g. jump-ing</p> <p>Find as many verbs that have the suffix 'ing' as you can in a newspaper or magazine. Cut them out and stick them in your scrapbook.</p>	<p>Practice writing the words in different fonts e.g.</p> <p><i>swimming</i></p> <p><b>Writing –</b></p> <p><b>***PRIORITY TASK</b></p> <p>Watch Mr Redlich explain today's task:</p> <p><a href="https://drive.google.com/file/d/1jMfLCs9-TRKUE5KVxmn9KZFzfTx6a66l/view?usp=sharing">https://drive.google.com/file/d/1jMfLCs9-TRKUE5KVxmn9KZFzfTx6a66l/view?usp=sharing</a></p> <p>Use the feedback you received from your teacher yesterday to edit and make improvements to your creative writing piece. Upload your final copy to Dojo.</p>
--	--	--	--	---	---


	<p><b><u>Writing –</u></b></p> <p>Watch the Aboriginal Dreaming story ‘The Rainbow Serpent’:  <a href="https://www.youtube.com/watch?v=T8RA7-yktM0">https://www.youtube.com/watch?v=T8RA7-yktM0</a></p> <p>Write a book review of the story including the main events, characters and setting.</p> <p>Here is a template to help you write your book review.</p> <p><a href="#">My Book Review_Template.docx</a></p> <p><b><u>Reading</u></b></p> <p><b>***PRIORITY TASK</b></p> <p>Click on the link to watch Mrs Gavanas explain your task.</p>	<p>What a big achievement. Your job now is to create five new rules that all the citizens of Australia must follow. What will be the consequence if one of your new rules is broken?</p> <p><b><u>PUBLIC SPEAKING:</u></b></p> <p><b>***PRIORITY TASK</b></p> <p><b>Watch Mrs Worthington explain your public speaking task:</b></p> <p><a href="https://drive.google.com/file/d/1qGUAZB0rFUcwU8FSvUxtfnXNzkTFH9vb/view?usp=sharing">https://drive.google.com/file/d/1qGUAZB0rFUcwU8FSvUxtfnXNzkTFH9vb/view?usp=sharing</a></p> <p><b>This term we are going to learn about prepared and impromptu speeches.</b></p> <p>Public speaking is about speaking in front of an audience. It is more formal than everyday</p>	<p>the characters are talking or thinking)</p> <p>Click the link: <a href="#">Ideas to get you started</a></p> <div data-bbox="1070 478 1339 715" data-label="Image"> </div> <p><b><u>Reading</u></b></p> <p><b>*** PRIORITY TASK</b></p> <p>Click on the link to watch Miss Mieszkuc explain your task:</p> <p><a href="#">Wk 3 Wed-Reading.MOV</a></p>	<p><b><u>Writing –</u></b></p> <p><b>***PRIORITY TASK</b></p> <div data-bbox="1391 355 1653 683" data-label="Image"> </div> <p>Click on the link to watch Miss Mieszkuc explain your task:</p> <p><a href="#">Wk 3 Thurs-Writing.MOV</a></p> <p>Use this picture of kangaroos in the snow as a stimulus for a piece of creative writing. Plan the characters that will be in your story, the problem and the solution <b>before</b> you begin writing. When you are ready, submit your draft story to your teacher for feedback on Dojo..</p>	<p><b><u>Reading</u></b></p> <p>Choose one of your books to read on Wushka. If you make a mistake go back and reread the entire sentence, not just the word you got wrong. Activity: write down 5 questions you could ask someone to find out if they have read this book carefully.</p>
--	---	--	--	---	--

	<p><a href="#">Monday Priority Task Reading.</a></p> <p>Choose a fictional book to read on Wushka. You can read it to a family member, a pet or a toy.</p> <p><b>Activity:</b> write down on Story Map (link below) the characters, the setting, the problem and the solution. <a href="#">Story Map</a></p> 	<p>conversations. Look at the attached file below.</p> <p><a href="#">Public Speaking Preparation - Parent resource.docx</a></p> <p><b>Tongue Twister time:</b> say the following tongue twisters with a sibling or parent and have fun laughing at each other!  <i>“A big black bug bit a big brown bear.”</i></p> <p><b><u>IMPROMPTU SPEECH</u></b></p> <p>Impromptu speaking allows students to express their opinions and to display their general knowledge of issues and current affairs.</p> <p>Impromptu speeches are speeches that you are given limited time to prepare for. They give an</p>	<p>Choose one of your books to read on Wushka. Upload a video of yourself reading 2 pages whilst using expression. This means you must pay close attention to the punctuation and change your voice when the characters are speaking.</p> <p>Activity: choose 5 interesting words from your story. Write down their definitions.</p>	<p>You can use this link to help you plan.</p> <p><a href="#">Creative Writing Plan</a></p> <p><b><u>Reading: Olympics</u></b>      Watch Ozzie read the book “Aussie, Aussie, Aussie!” and enjoy this inspiring story.</p> <p><a href="https://www.youtube.com/watch?v=nnUW5T4yGMM">https://www.youtube.com/watch?v=nnUW5T4yGMM</a></p> <p>Have you ever competed in a sport? How did it feel?</p> <p>If you haven't competed in a sport before, have you watched some Australian sport? Was it exciting?</p>	
--	---	---	--	--	--

		<p>opinion and justify this opinion.</p> <p>Have an adult set a 5 minute timer and prepare an impromptu speech on the below topic:</p> <p><b><i>“My favourite day of the year”</i></b></p> <p>For help planning your impromptu speech open the cheat sheet.</p> <p><a href="#">stage one impromptu speech cheat sheet!</a></p> <p>If you would like to video yourself presenting your impromptu speech you can upload it to Class Dojo.</p> <p><b><u>Reading</u></b></p> <p>Choose one of your books to read on Wushka. Focus on reading smoothly and fluently. If you are stuck on a word try to sound it out quickly in your head before saying it out loud.</p>			
--	--	--	--	--	--

		Activity: write down 10 nouns you can find in your book.			
Break					
Middle	<p><b>Tricky Words</b></p> <p>Practice the following Tricky Words:</p> <ul style="list-style-type: none"> <li>• sister</li> <li>• cousin</li> <li>• family</li> </ul> <p>Draw three flowers and write one letter of each tricky word onto the petals i.e. you will need 6 petals for the 'sister' flower because it has 6 letters.</p> <p>Write each of your tricky words into a pyramid. E.g.</p> <p style="text-align: center;">c co cou cous cousi</p>	<p><b>***PRIORITY TASK</b></p> <p><b>Tricky Words</b></p> <p>Watch Mrs Edwards explain today's Tricky word task:</p> <p><a href="https://drive.google.com/file/d/1YnG1MAwNoDARNfUha8_26qLk41GOW_pi/view?usp=sharing">https://drive.google.com/file/d/1YnG1MAwNoDARNfUha8_26qLk41GOW_pi/view?usp=sharing</a></p> <p>Practice the following Tricky Words:</p> <ul style="list-style-type: none"> <li>• sister</li> <li>• cousin</li> <li>• family</li> </ul> <p>Write your tricky words across and then down. <b>e.g. family</b></p> <p style="text-align: center;">a m i l</p>	<p><b>Tricky Words</b></p> <p>Practice the following Tricky Words:</p> <ul style="list-style-type: none"> <li>• sister</li> <li>• cousin</li> <li>• family</li> </ul> <p>Write your tricky words into sentences.</p> <p>Cut out letters from magazines and make your tricky words in your scrapbook.</p>	<p><b>Tricky Words</b></p> <p>Practice the following Tricky Words:</p> <ul style="list-style-type: none"> <li>• one</li> <li>• two</li> <li>• three</li> <li>• four</li> </ul> <p>Write your tricky words out using dots and then join them up.</p> <p>Make up an action to go with each letter in your tricky word. Spell your words out loud while completing the actions <b>e.g. hop for 'o', jump for 'n', click for 'e'.</b> <b>Hop, jump, click= one</b></p>	<p><b>Tricky Words</b></p> <p>Practice the following Tricky Words:</p> <ul style="list-style-type: none"> <li>• one</li> <li>• two</li> <li>• three</li> <li>• four</li> </ul> <p>Write each of your tricky words out four times. Each time you write the word out use a different colour e.g. <b>two two two two</b></p> <p>Write your words in cream or foam.</p>

	<p>cousin</p> <p><b>Mathematics</b></p> <p><b>*** PRIORITY TASK</b></p> <p>Please click on the link below to watch Miss Dayman explain your task:</p> <p><a href="#">Week 3 MATHEMATICS Monday.mp4</a></p> <p><b>Warm Up:</b></p> <p>Race to 120! Follow the link to access the hundreds chart:</p> <p><a href="#">120 Chart   Free Virtual Manipulatives</a></p> <p>Use a dice or follow the link to use an online dice:</p> <p><a href="https://freeonlinedice.com/">https://freeonlinedice.com/</a></p> <p>Your challenge is to start at 0, roll your dice and add on that amount. Mark on the hundreds</p>	<p><b>y</b></p> <p>Pour flour onto a chopping board and spell out your tricky words.</p> <p><b>Mathematics</b></p> <p><b>Warm Up:</b></p> <p>Race to 0! Follow the link to access the hundreds chart:</p> <p><a href="#">120 Chart   Free Virtual Manipulatives</a></p> <p>Use a dice or follow the link to use an online dice:</p> <p><a href="https://freeonlinedice.com/">https://freeonlinedice.com/</a></p> <p>Your challenge is to start at 120, roll your dice and take away that amount. Mark on the hundreds chart where you are up to. Keep rolling the dice and subtracting until you reach 0. (You could play this as a game with a</p>	<p><b>Mathematics</b></p> <p><b>Warm Up:</b></p> <p>Play the number location game on your computer or tablet:</p> <p><a href="https://www.topmarks.co.uk/learning-to-count/helicopter-rescue">https://www.topmarks.co.uk/learning-to-count/helicopter-rescue</a></p> <p><b>Main Activity:</b></p> <p><i>Fractions and Decimals: Eighths</i></p> <p><b>Mathletics-</b> Complete online activities:</p> <p>Fractions- Test</p> <p>Watch this video to sing about fractions:</p> <p><a href="https://www.youtube.com/watch?v=l_1EHMMtEaU">https://www.youtube.com/watch?v=l_1EHMMtEaU</a></p> <p>An eighth is when a whole is broken into eight equal parts.</p>	<p><b>Mathematics</b></p> <p><b>Warm up:</b></p> <p>Play the number game on your computer or tablet.</p> <p><a href="https://www.topmarks.co.uk/learning-to-count/blast-off">https://www.topmarks.co.uk/learning-to-count/blast-off</a></p> <p><b>Main Activity:</b></p> <p><i>Money</i></p> <p><b>Mathletics –</b> Complete online activities:</p> <p>Whole numbers- Everyday Money</p> <p>Ask someone at home if you can have some coins for this next activity. If you don't have any real coins, you can use the paper ones attached in this document or make your own at home!</p>	<p><b>Mathematics</b></p> <p><b>***PRIORITY TASK</b></p> <p><b>Warm Up:</b></p> <p>Print a hundred chart or draw one and cut it up into strips. Mix all the pieces up and place them back into the correct order of 0-120</p> <p>Link to online template:</p> <p><a href="#">100 and 120 charts</a></p> <p><b>Main Activity:</b></p> <p><i>Problem Solving</i></p> <p>Watch Mrs Edwards explain the first two problems you need to solve today.</p> <p><a href="https://drive.google.com/file/d/1e-NMwz1i2g8T2-OnJmnsHcRJDLdi9ghe/view?usp=sharing">https://drive.google.com/file/d/1e-NMwz1i2g8T2-OnJmnsHcRJDLdi9ghe/view?usp=sharing</a></p> <p><b>Mathletics –</b> Complete online activities:</p>
--	--	---	---	---	---

	<p>chart where you are up to. Keep rolling the dice and adding until you reach 120. (You could play this as a game with a family member and see who gets to 120 first).</p> <p><b>Main Activity:</b></p> <p><i>Fractions and Decimals: Halves</i></p> <p><b>Mathletics-</b> Complete online activities:</p> <p>Fractions- Halves</p> <p>Watch the following story:  <a href="https://www.youtube.com/watch?v=hVaxiJB6Fls">https://www.youtube.com/watch?v=hVaxiJB6Fls</a></p> <p>In the story, a brother and sister are looking at sharing different food by splitting them in half.</p> <p>Draw/find 5 different food items that you could share into halves.</p> <p>Make sure that your halves are equal on both</p>	<p>family member and see who gets to 0 first).</p> <p><b>Main Activity:</b></p> <p><i>Fractions and Decimals: Halves and Quarters</i></p> <p><b>Mathletics-</b> Complete online activities:</p> <p>Fractions- Is it Half?</p> <p>Watch the following video to learn more about halves and quarters:  <a href="https://www.youtube.com/watch?v=ZLxbPQR1yiw">https://www.youtube.com/watch?v=ZLxbPQR1yiw</a></p> <p>Make a fraction pizza! Use a paper plate or something similar and draw a line down the middle to demonstrate halves. They must be equal! Next, you are going to draw a line in half again just like in the video to demonstrate quarters. Have a go at recording <math>\frac{1}{4}</math> on each quarter and then fill your pizza with toppings.</p>	<p>Make some fraction strips! You will need four strips of paper.</p> <p>On the first strip write one whole and on the second strip fold it in half and write <math>\frac{1}{2}</math> on each side.</p> <p>On the third strip fold it in half and in half again and write <math>\frac{1}{4}</math> on each quarter.</p> <p>On the fourth strip fold it into quarters and then fold it in half again to make eighths. Write down <math>\frac{1}{8}</math> on each eighth.</p> <p><b>Additional Task:</b>  Think of some objects that can be cut into eighths equally. Write them down and draw pictures of them!</p>	<p>Find as many coins as you can to make some money caterpillars like the one below.</p>  <p>85 cents</p> <p>Line the coins up and add them together. How much money does your caterpillar add up to?</p> <p>Try to make at least 4 different caterpillar combinations.</p> <p>You can take a photo to post onto Dojo or copy your caterpillar coins into your scrapbook!</p> <p><b>Additional Task:</b> Play the matching money game:</p> <p><a href="#">Money match</a></p>	<p>Combining Adding and Subtracting - Add and Subtract Problems</p> <p>Answer the following problem solving questions. Make sure you highlight the important words before you complete the task. Show your working out by drawing a picture, recording a number sentence etc.</p> <ol style="list-style-type: none"> <li>1. Skye rolled double 5 on the dice. What was her score?</li> <li>2. Tori and her 4 friends painted each other's toenails. How many toenails were painted?</li> <li>3. Brent was on page 93 of his book at 1 o'clock. At 2 o'clock he was on page 97. How many pages did he read in one hour?</li> </ol>
--	--	---	--	--	---



sides. You should use a ruler for this activity.



**Additional Task:** Make a sandwich for lunch and with help from an adult show them how you would cut it into two equal halves.

### **Education Week**

Follow the link below to watch a video about Pablo Picasso.

<https://www.youtube.com/watch?v=BvBZbszuq04>

Create a Picasso style portrait like the examples below.



**Additional Task:** Follow the link to play a halves and quarters game: [Halves and Quarters Interactive Mad Maths](#)

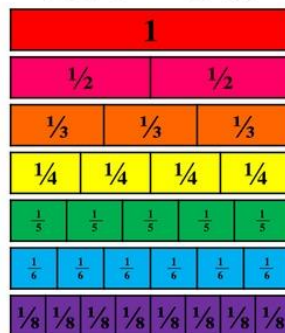
### **Sport**

Follow this warm up stretching and flexibility video with James

<https://www.loom.com/share/a5d4adb0a5ca4e25a0c6b22fae2c6f82>

Now it's time to do some Mindful Movement and flexibility activities.

oooooooooooo



### **Sport:**

Follow along with Hayden from GOT Game as he discusses heart rate and leads you into some fun fitness activities:

<https://www.loom.com/share/e1fbb145125f4e21868a270d976e467c>

### **Music**

Warm up with a game of Musical Statues. Have an adult play a song and you have to freeze when the music is paused. If you move, you are out!

Body Percussion:

Today you are going to be focusing on body percussion. Body percussion is a fun way to understand music and how to keep in time with a song.

Follow this video about body percussion and repeat the steps shown!

<https://www.youtube.com/watch?v=Bj9JINeD9qW>

**Challenge:** Rebecca bought 2 tubs of ice-cream. They were \$4 each. How much change did she get from \$20?

### **Fitness**

Follow along with Steve from GOT Game to warm up

<https://www.youtube.com/watch?v=Vf3CGRq-a60>

It's time to get your groove on and get up and move! Follow this Latin Cardio Workout Dance routine provided by the link below:

<https://www.youtube.com/watch?v=-NnvdaEbPGs>



Underneath your portrait write and complete this sentence.

My name is \_\_\_\_\_. I am in Year \_\_\_\_\_. I love learning about \_\_\_\_\_. When I am older I would like to learn how to \_\_\_\_\_.

<https://www.youtube.com/watch?v=VHD87bPkLO8>

Now it's time to recap and reflect with James

<https://www.loom.com/share/4fa64b49d7284c25a5640dfc532b18d8>

### **Olympics:**

The Tokyo Olympics have begun! Watch the Ozzie video below to learn all about the Olympic Games.

<https://www.youtube.com/watch?v=Uk0tPbek-oc>

What Olympic event are you most looking forward to watching with your family and why?

Please share your answers on Dojo and

### **Stage One: Library**

Book Week is fast approaching, 21-27 August.

The theme this year is "Old Worlds, New Worlds, Other Worlds".

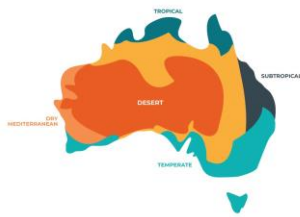
When reading a book it can take you to exciting places where some things can only be entered through our imaginations.

Why do you read?  
What is your favourite book?

Write about your favourite story and tell us why it is your favourite.

		<p>draw a picture of your favourite Olympic sport.</p> <p><b>**Open the below MEDAL TALLY document to keep a record of what medals countries are winning!</b></p> <p><a href="https://boymamateacherama.com/wp-content/uploads/2014/02/olympic-medal-tally-PDF.pdf">https://boymamateacherama.com/wp-content/uploads/2014/02/olympic-medal-tally-PDF.pdf</a></p>			
Break					
Afternoon	<p><b><u>Integrated Unit: New South Wales</u></b></p> <p>Today we are learning about the climate of New South Wales. View the following video to learn more about the different types of climate within the world:  <a href="https://www.youtube.com/watch?v=iA23Sm-HI4I">https://www.youtube.com/watch?v=iA23Sm-HI4I</a></p> <p>In Australia, we have a combination of desert,</p>	<p><b><u>Storybook Lesson- Bears Don't Read! by Emma Clark</u></b></p> <p>Before reading the story, look at the front cover and make a prediction. What are some things you know about bears? Where do bears live?</p> <p>Click the following link to view a read aloud of the story:</p>	<p><b>***PRIORITY TASK</b></p> <p><b><u>Integrated Unit: New South Wales</u></b></p> <p>Watch Mr Redlich explain today's priority task:  <a href="https://drive.google.com/file/d/1bn0MZhQH_Eln5MncTSEfIFinSBfYPWoO/view?usp=sharing">https://drive.google.com/file/d/1bn0MZhQH_Eln5MncTSEfIFinSBfYPWoO/view?usp=sharing</a></p>	<p><b><u>Integrated Unit: New South Wales</u></b></p> <p>Hugh Jackman is a famous Australian born in New South Wales. He was born in Sydney on the 12th of October, 1968. He is a famous actor, singer and dancer and he has starred in many well-known movies including, The Greatest Showman.</p> <p>Interesting facts:</p>	<p><b><u>Visual Arts: Sydney Harbour Bridge</u></b></p> <p>The Sydney Harbour Bridge is another incredible landmark of New South Wales.</p> <p>Watch the following video to learn more about it:  <a href="https://www.youtube.com/watch?v=ZnO6QSxJjn4">https://www.youtube.com/watch?v=ZnO6QSxJjn4</a></p>

	<p>tropical and temperate areas.</p> <p>What do you think the climate is in New South Wales?</p> <p>Follow the link to view a climate map of Australia:</p> <p><a href="https://www.gostudy.com.au/wp-content/uploads/2019/04/EN_MAP-CLIMATE-AUSTRALIA.jpg">https://www.gostudy.com.au/wp-content/uploads/2019/04/EN_MAP-CLIMATE-AUSTRALIA.jpg</a></p> <p>Draw the climate map in your scrapbook. Pay close attention to New South Wales, what is the climate there?</p> <p>Record your answer in your scrapbook. Send your map and answers to your teacher via Class Dojo!</p>	<p><a href="https://www.youtube.com/watch?v=c4NpDcx1UzA">https://www.youtube.com/watch?v=c4NpDcx1UzA</a></p> <p>Tell someone what happened in the beginning, middle and end of the story. Film it and upload it to Class Dojo!</p> <p>Look up the meaning of the following words in the story. Write their definitions into your scrapbook:</p> <ul style="list-style-type: none"> <li>● stroll</li> <li>● gaze</li> <li>● peculiar</li> </ul> <p>Write a book review in your scrapbook. Include the title, type of book, what it's about and why you liked it.</p> <p>Optional activity: create a comic strip of the story! Include the introduction, problem and solution. You may like to add speech bubbles or sentences.</p>	<p>New South Wales has many different natural and man made landmarks and attractions.</p> <p>Watch the following video to learn more about them:</p> <p><a href="https://www.youtube.com/watch?v=O2wcVaXow3M">https://www.youtube.com/watch?v=O2wcVaXow3M</a></p> <p>One of New South Wales' man-made attractions is the Sydney Opera House, located in Sydney's city.</p> <p>Watch the following videos to learn more about the Sydney Opera House:</p> <p><a href="https://www.youtube.com/watch?v=gmUgDofyupg">https://www.youtube.com/watch?v=gmUgDofyupg</a></p>	<ul style="list-style-type: none"> <li>● Before becoming an actor, he wanted to be a journalist</li> <li>● He plays three instruments including the piano, guitar and the violin.</li> <li>● He has loved musicals since he was a child</li> </ul> <p>Watch him singing The Greatest Show from the movie:</p> <p><a href="https://www.youtube.com/watch?v=RW61RQZoIMQ">https://www.youtube.com/watch?v=RW61RQZoIMQ</a></p> <p>Create a biography of Hugh Jackman using the information above or other information you have researched. A biography is where you write information about someone and their life. It should be factual. When you write your biography you must include the following headings:</p> <ul style="list-style-type: none"> <li>● Person's Name</li> </ul>	<p>Have a go at drawing the Sydney Harbour Bridge. Follow this guided drawing video to help you:</p> <p><a href="https://www.youtube.com/watch?v=O9dMWf9VwKw">https://www.youtube.com/watch?v=O9dMWf9VwKw</a></p> <p>Line is an important technique of this artwork so make your lines stand out by tracing over them in a permanent marker/black texta. Colour in your Sydney Harbour Bridge and draw a city background for it once you have finished.</p> <p>You can use any medium you like- coloured pencils, paints, crayons etc.</p>
--	---	---	---	--	--



### **Something Fun!**

Draw a picture of your ideal playground. Label it.

### **Something Fun!**

Do some cloud-spotting! Write about or draw the different shapes you can see.

<https://www.youtube.com/watch?v=a2TSGAgtt0A>

<https://www.youtube.com/watch?v=11PPDE46UGg>

<https://www.youtube.com/watch?v=sOCe1r1o4U4>

Make a poster to encourage people to visit The Sydney Opera House.

Make sure your poster includes:

- A Title
- A drawing of the Sydney Opera House
- A description of what it looks like
- A description of what it is used

- Drawing/Picture
- Birth date
- Birth place
- What he is famous for
- Interesting facts




Additional fun: Have a go at doing some body percussion to The Greatest Show:

<https://www.youtube.com/watch?v=VldOnhk-jwo>



### **Something Fun!**

Think of a place you would like to visit in the world. List 3 reasons you'd like to go. Find or draw pictures of this place.

			<p>for and why it is a landmark</p> <ul style="list-style-type: none"><li>● Some interesting facts about it</li><li>● Information on why you think people should visit the Sydney Opera House.</li></ul>  <p><b><u>Something Fun!</u></b></p> <p>Explore the world with Google Earth.</p>		
--	--	--	--	--	--