



Framework for Teaching – Year Two, Term 3: Week 2

	Monday	Tuesday	Wednesday	Thursday	Friday								
Task	Have you tried Yoga today? Look for Cosmic Kids Yoga on YouTube.	Can you see how many push ups you can do in 20 secs?	Can you make lunch for you and your family today?	Can you read a story to a family member today?	Have you drawn a picture of something outside your window today?								
Morning	<p>English *** PRIORITY TASK Spelling 'ful' – Ask your child to brainstorm all the words they can think of that end with the suffix 'ful'.</p> <p>Follow this link to read more about the suffix 'ful' to help you with your task. Suffix - 'ful'</p> <p>Create a mind-map of these words in your workbook. Give your child the following clues and they have to guess what the word might be:</p>	<p>English Spelling - 'ful' Ask your child to read the following words to you:</p> <table><tr><td>joyful</td><td>spoonful</td></tr><tr><td>wishful</td><td>harmful</td></tr><tr><td>careful</td><td>forgetful</td></tr><tr><td>graceful</td><td>wasteful</td></tr></table> <p>Ask your child to write the words listed below in neat handwriting and then crazy, fun writing!</p> <p>painful spoonful cupful careful</p> <p>Connect words that end with "-ful" to make your own scrabble tiles.</p>	joyful	spoonful	wishful	harmful	careful	forgetful	graceful	wasteful	<p>English Spelling -Tricky Words Write the tricky words across, mother and brother in your workbook five times each with different colours. Ask your child to write three sentences using the tricky words listed above. Your child should also be encouraged to illustrate one of the sentences.</p>	<p>English *** PRIORITY TASK Grammar - Adverbs An adverb is a word that modifies (describes) a verb (he sings loudly)Adverbs often end in -ly, but some (such as fast) look exactly the same as their adjective counterparts</p> <p>Watch this video about adverbs: Parts of Speech for Kids: What is an Adverb?</p>	<p>English *** PRIORITY TASK Grammar- Adverbs Today we are going to have a little bit of fun with adverbs.</p> <p>You have to think of people in your family that match the adverb descriptors listed below.</p> <p>Who in your family: Eats slowly Walks quickly Laughs loudly Speaks quietly Sings sweetly Draw a picture to match each statement.</p>
joyful	spoonful												
wishful	harmful												
careful	forgetful												
graceful	wasteful												


<p><i>Someone who helps a lot may be described as being_____</i></p> <p><i>Something that has a lot of colour or many different colours can be described as: _____</i></p> <p><i>If someone is kind, considerate or helpful can be described as: _____</i></p> <p><i>If a person is grateful for something they might be: _____</i></p> <p>Tricky Words - Cut out letters from magazines to make your three tricky words – across, mother and brother. Glue them into your work book.</p> <p>Dictate one of the following sentences for your child to write in their book and illustrate.</p> <p>EASY – My brother has a very playful puppy.</p>	 <p>Writing: Tough Boris</p> <p>Listen to the story 'Tough Boris' by Mem Fox via the link below:</p> <p>https://www.youtube.com/watch?v=cjJheZRDyNc</p> <p>Write a book review on the story. A book review tells us your opinion on a story. In your book review answer the following questions:</p> <p>*What is the title of the book?</p>	<p>*** PRIORITY TASK</p> <p>Writing: Wombat Stew</p> <p>Click this link to watch a read aloud of Wombat Stew</p> <p>https://www.youtube.com/watch?v=ZFb6gP7mZZo</p> <p>Write a Wombat Stew recipe of your own. Follow the link to watch a video on how to write a recipe:</p> <p>https://www.youtube.com/watch?v=2hR3TuYhXSE</p> <p>Make sure you include: The purpose, ingredients and steps.</p> <p>Your writing should have the words first, next, then and finally in them to show the sequence of the steps! Follow the two links below to help you with your task.</p>	 <p>Brainstorm a verb to go with each adverb. "What's an action that we can do QUICKLY?"</p> <p>Then physically act out the verb/adverb combination.</p> <p>See if you can come up with 6 more adverbs on your own.</p>	<p>*** PRIORITY TASK</p> <p>Writing – Diary of a Wombat</p> <p>Watch the video of Mrs Gavanas reading 'The Diary of a Wombat'.</p> <p>The wombat keeps a diary of all of the things he does each day.</p> <p>Write your own diary entry of what you did yesterday. You might like to put your diary under the headings of morning, afternoon and evening.</p> <p>E.g. Morning: I got out of bed, brushed my teeth and got ready for the day. I ate my breakfast and started my online learning.</p> <p>Use the following link to help you with your task.</p> <p>Diary Entry Task</p>
---	---	--	--	---


	<p>MORE DIFFICULT – My mother said I was thoughtful for sweeping the backyard.</p> <p>Reading Follow the link below to the Kids News website.</p> <p>https://www.kidsnews.com.au/animals/has-yoshi-the-endangered-loggerhead-turtle-swum-home-to-australia/news-story/0dd27805cbeb5f297e3747cc15561d1c</p> <p>Read the article about Yoshi the turtle and his amazing journey back to Australia.</p> <p>Complete the Quick quiz with an adult and then have some creative fun with the activity titled 'Yoshi's Merchandise'</p> <p>You have to come up with some designs for new Yoshi merchandise to be sold at KMart!</p>	<p>*Who is it written/illustrated by?</p> <p>*What is the story about?</p> <p>*Who is your favourite character? Why?</p> <p>*What was your favourite part of the book? Why?</p> <p>*Draw a picture of your favourite part.</p> <p>Reading Follow the link below to the Kids News website.</p> <p>https://www.kidsnews.com.au/sport/ashleigh-barty-repeats-her-idols-wimbledon-feat/news-story/4f4cfb6c8dc38b8763dad2ec943b6690</p> <p>Read the article about Ash Barty winning Wimbledon.</p> <p>Complete the Quick quiz on the bottom of the news article page.</p>	<p>Recipe Word Bank</p> <p>Recipe Template</p> <p>Challenge: Highlight any verbs you have used in your recipe.</p> <p>Reading Follow the link below to the Kids News website.</p> <p>https://www.kidsnews.com.au/olympics/olympics-part-9-celebrating-australias-olympic-heroes/news-story/645eb4142dc1e3137de51fd5f2503ecb</p> <p>Read the article about Australia's amazing Olympic heroes!</p> <p>Complete the Quick quiz with an adult.</p>	<p>Writing - How the Kangaroo Got its Pouch.</p> <p>Follow the link to watch the retelling of the story:</p> <p>https://www.youtube.com/watch?v=8sWFAGG WvUA</p> <p>Retell what happened in the story. What happened in the beginning of the story? What was the problem? How did it get solved?</p> <p>Draw a picture of Mother Kangaroo and Joey.</p> <p>Reading Follow the link below to the Kids News website.</p> <p>https://www.kidsnews.com.au/animals/meet-australias-frog-whisperer-professor-michael-mahony/news-story/1731bb1c5c2e574ae450f04bb405188f</p>	<p>Reading Follow the link below to the Kids News website.</p> <p>https://www.kidsnews.com.au/money/sealed-copy-of-super-mario-64-sells-for-156-million-in-record-breaking-us-auction/news-story/70da36eff20f3aed603a516e26d1456c</p> <p>This is a fun Friday article about Super Mario.</p> <p>Complete the Quick quiz with an adult and complete the activity at the bottom of the page called 'I Spy Nouns'</p>
--	--	---	--	--	---

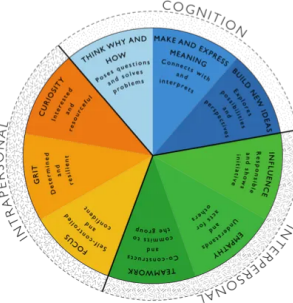



		<p>If you feel like a challenge, scroll further down and find the activity titled 'Proper Noun Police' and give that a go.</p> <p>*** PRIORITY TASK</p> <p><u>News –</u> Your topic for the week is:</p> <p>Ash Barty</p> <p>Who is she? Why is she famous? Think about why she is an inspiration to so many Aussie kids!</p> <p>Watch this video from Mrs Worthington to learn more about your task.</p> <p>https://drive.google.com/file/d/1QCdLbDGd4nUNGslJv4sWti7l-mIHKez9/view?usp=sharing</p> <p>Take some time preparing your news and when you are ready, ask a parent to film you delivering your news</p>		<p>Read about Australia's very own Frog Whisperer.</p> <p>Complete the Quick quiz with an adult. Have a go at the extension activity - drawing the life cycle of a frog.</p>	
Break					

<p>Middle</p>	<p><u>Mathematics</u></p> <p>Doubles Dot Painting Follow the link below to engage in the Doubles Dot painting lesson.</p> <p>https://fusecontent.education.vic.gov.au/d5904cab-fc03-4b06-8ffc-bdd3443afedb/Top%20Ten%20Mathematics%20Task%201%20-%20Doubles%20Dot%20Paintings.pdf</p> <p>Learning Intention: Create and recall double facts. Use doubles to solve near doubles problems and two times tables.</p> <p>Complete the activities under the title 'instruction' on pages 6 and 7</p> <p>There is also an opportunity to explore near doubles and an extension challenge.</p>	<p><u>Mathematics</u> *** PRIORITY TASK</p> <p>6 Pack Follow the link below to engage in the 6 pack lesson.</p> <p>https://fusecontent.education.vic.gov.au/07342d31-b584-4f72-a571-31a852dc5f33/Top%20Ten%20Mathematics%20Task%202%20-%206%20Pack.pdf</p> <p>Learning Intention: Use your 10 facts, doubles, near doubles and build to 10 strategies to solve additions in your head (without paper or a vertical algorithm).</p> <p>There are five ways you can explore the doubles concept. You do not have to complete all the games. The instructions begin on page 5.</p> <p>Game 1 - your challenge is to make as many 10 facts as you can.</p>	<p><u>Mathematics</u></p> <p>Air Hockey Follow the link below to engage in the Air Hockey lesson.</p> <p>https://fusecontent.education.vic.gov.au/3477e046-311f-4463-97f0-9ab92718dff5/Top%20Ten%20Mathematics%20Task%203%20-%20Air%20Hockey.pdf</p> <p>Learning Intention: Break a number into its parts, describing the addition you can see, as well as the matching subtraction. In this way, create fact families.</p> <p>This learning plan also has some videos on what air hockey is and an example of someone completing this task.</p> <p>There is also an opportunity for some extra learning with a graphing task.</p>	<p><u>Mathematics</u> *** PRIORITY TASK</p> <p>Blank 120 Connect 4 Follow the link below to engage in the Blank 120 Connect 4 lesson. There is a youtube link on page 8 to show you how to complete this task at home.</p> <p>https://fusecontent.education.vic.gov.au/5c46ecc6-e491-4829-b386-5dbd1af6bf88/Top%20Ten%20Mathematics%20Task%204%20-%20Blank%20120%20Connect%204.pdf</p> <p>Learning Intention: Place numbers accurately on a blank number chart, particularly using the ten more/less strategy to help you. Each turn, explain how you figured it out to your partner.</p> <p>Below is a link to the support templates</p>	<p><u>Mathematics</u></p> <p>Season Boxes Follow the link below to engage in the Season Boxes lesson.</p> <p>https://fusecontent.education.vic.gov.au/2109683f-d08b-4e46-881d-e1f47e37e0cc/Top%20Ten%20Mathematics%20Task%205%20-%20Season%20Boxes.pdf</p> <p>Learning Intention: Investigate the seasons of the year, including weather during each season, as well as special days and events that occur during that time of the year. Make a representation of each season using items and drawings. Connect the months of the year to each season.</p>
----------------------	---	--	---	--	---

<p><u>Fitness-Olympic Obstacle Course!</u></p> <p>Set up an obstacle course in your house or backyard using cones, rings, pillows or any other items that encourage kids to move in a different way. How you design it is up to YOU. You can:</p> <ol style="list-style-type: none"> 1. Hop 2. Run 3. Jump 1 footed 4. Skip 5. Shuffle 6. Jump 2 footed 7. Walk Backward 8. Dance 9. Gallop 10. Tiptoe <p>to get to the end of the obstacle course.</p> <p>You can also add other challenges to the obstacle course such as:</p> <ol style="list-style-type: none"> 1. Set a timer and see how fast you 	<p>Game 2 - search for as many doubles as possible.</p> <p>Game 3 - Search for and explain near doubles as you collect these.</p> <p>Game 4 - you find cards that make more than 10. Use the build to 10 strategy (also known as bridging to 10) to solve the addition. Start with the larger number and break the smaller number into parts. Get to 10 first, then add the rest. For example, for 8 + 6, you would think 8 + 2 makes 10, then 4 more makes 14!</p> <p>Game 5 -For this game, you are adding all 6 numbers in the 6 pack together. Try to figure out the best combinations using all the strategies so far</p>	<p>*** PRIORITY TASK</p> <p><u>Creative Arts - Olympic Torch</u></p> <p><i>The Olympic Flame: One of the enduring traditions of the modern Olympic games is the Olympic flame. Emulating an ancient Greek tradition of lighting a sacred fire, the flame is lit in Olympia, Greece months before the games. It is then carried by torches to the site of the games.</i></p> <p>Follow the link to watch Mr Redlich explain this task.</p> <p>https://drive.google.com/file/d/1pc1D-T6EurBuB4Hw5gcpmYTCymcCQAe/view?usp=sharing</p>	<p>https://fusecontent.education.vic.gov.au/5c46ecc6-e491-4829-b386-5dbd1af6bf88/Connect%20%20-%20all%20templates.pdf</p> <p><u>The Tokyo Olympic Games:</u></p> <p>Imagine that you are the head clothing designer for the Australian Olympic Team. What will the athletes' uniforms look like? Design and draw a uniform for the Australian Olympic team to wear at the Opening Ceremony of the Tokyo Olympics. Take a photo of your design and put it on the class dojo.</p>	<p><u>PD/H</u></p> <p><u>Learning Disposition 'Curiosity'</u></p> <p>This week listen to the story 'The Lion Inside': https://www.youtube.com/watch?v=H019G18irW0</p> <p>What was the mouse in the story 'curious' about?</p> <p><u>Science</u></p> <p>Follow the link below to create some dish soap slime! it's going to be messy but super fun !!!</p> <p>https://www.fizzicseducation.com.au/150-science-experiments/kitchen-chemistry-experiments/dish-soap-slime/</p>
---	--	--	--	---

	<p>can complete the course.</p> <ol style="list-style-type: none"> Pick a time and race to see if you can complete the course in under that time. Set up 2 identical courses and race a sibling, neighbor, or parent. Do the course holding a plastic egg on a spoon. Add in a challenge, such as, jump 10 times when you get to the blue cone. Make it a team challenge. See how many times you and your child can complete the course in 3 minutes. 	<p>Sport Follow this warm up stretching and flexibility video with James</p> <p>https://www.loom.com/share/a5d4adb0a5ca4e25a0c6b22fae2c6f82</p> <p>Now it's time to do some Mindful Movement and flexibility activities.</p> <p>https://www.youtube.com/watch?v=VHD87bPkLO8</p> <p>Now it's time to recap and reflect with James</p> <p>https://www.loom.com/share/4fa64b49d7284c25a5640dfc532b18d8</p>	<p>You have been chosen to carry the Tokyo Games Olympic Torch. Using recycled materials you have at home, make your own torch to carry the Olympic flame!</p> <p>Upload a picture of your creation on Class Dojo.</p> 		
Break					

<p>Afternoon</p>	<p>*** PRIORITY TASK.</p> <p><u>Integrated Unit – New South Wales</u></p> <p>Click on the following link for Miss Dayman to explain today's task: https://drive.google.com/file/d/1p8mKljzSOBd7-adyyzpL3MEXcy47yQ5/viiew?usp=sharing</p> <p>For the next few weeks we will be learning about New South Wales.</p> <p>Watch the following travel video about New South Wales: https://www.youtube.com/watch?v=ivXH-8cjx3k</p> <p>Research and record the capital city and draw a picture of the state flag in your workbooks or colour in the flag featured in the following link.</p>	<p><u>Storybook Lesson - The Stone Lion.</u></p>  <p>Tell me about a statue you've seen. What was it? Where was it?</p> <p>Look at this picture of the front cover and write a sentence to predict what you think the story will be about. (I think ... because ...).</p> <p>Read or watch the story. Enjoy the whole story without interruption.</p> <p>https://www.youtube.com/watch?v=LSVDcwOuQAA</p> <p>Summarise the story.</p>	<p><u>Integrated Unit – STEM</u></p> <p>Create a model of the Sydney Harbour Bridge.</p> <p>Look at photos of the Sydney Harbour Bridge. Think about the design and what makes the bridge sturdy and stable.</p> <p>Consider what materials you have at home including: recycled materials (bottles, toilet rolls, cardboard boxes etc.) and craft supplies (paddle pop sticks, pipe cleaners etc.) and plan out what you will be making on a piece of paper. Ensure you label the different materials you will use for different parts of the bridge.</p> <p>Create your Sydney Harbour Bridge and</p>	<p><u>Creative Arts- Sidney Nolan</u></p> <p>Follow the link and read through the slides on Sidney Nolan.</p> <p>https://drive.google.com/file/d/1ys_7MmYm-FFygdjQ6w7dQcNOa8uM4rf/view?usp=sharing</p> <p>After viewing his artworks answer the following questions:</p> <ul style="list-style-type: none"> * What media has the artist used to create these artworks? * What is the subject matter of these works? * How do these artworks make you feel? <p>Follow the link to learn about Ned Kelly, Nolan's inspiration for his artworks : https://www.youtube.com/watch?v=yrE2w2DPESY</p>	<p><u>Something Fun!</u></p> <p><u>Dress up as your favourite Australian Olympian.</u></p> <p>Using your Olympic Uniform design as inspiration, dress up as an Australian Olympic Athlete. Create a video once you have dressed up as your favourite athlete and tell us some Olympic facts about your athlete..</p>
------------------	--	--	--	---	--

	<p>New South Wales State Flag</p> <p>One animal that is native to New South Wales is the Laughing Kookaburra.</p> <p>Follow the links to learn more about the Laughing Kookaburra:</p> <p>https://www.environment.nsw.gov.au/topics/animals-and-plants/native-animal-facts/laughing-kookaburra</p> <p>https://www.youtube.com/watch?v=TrKZPXt0itk</p> <p>Kookaburra Fact File</p> <p>Write out five interesting facts about the Laughing Kookaburra in full sentences. You could describe what it looks like, where they live, what they eat etc.</p>	<p>Who were the characters? What was the setting? What happened in the beginning – what did the lion want? What happened in the middle - what was the problem, why was Sara upset? What happened at the end, the solution – how did the lion solve the problem?</p> <p>Use the Story Map below to help you.</p> <p>Story Map</p>	<p>ensure that it can stand up without falling down!</p> <p>Reflection: Once you have made your bridge, consider what parts of the Learning Disposition Wheel you needed to use during that activity.</p> <p>E.g. focus, grit, curiosity, think why and how, make and express meaning etc</p>  	<p>You will create a Ned Kelly artwork, like Sidney Nolan's. Look at the ideas in Slide 4 and draw Ned Kelly in his armour.</p> <p>You can colour it using pencils or paints and draw him into a desert background.</p>  	
--	---	--	---	--	--

	<p>You could even draw a picture using this guided drawing to help you:</p> <p>https://www.youtube.com/watch?v=s0pY2Qw5EQM</p> <p><u>Something Fun!</u></p> <p>Follow the link to sing Kookaburra Sits in the Old Gum Tree:</p> <p>https://www.youtube.com/watch?v=ysaskdFpPz8</p>				
--	---	--	---	--	--