

Framework for Teaching – Year Two, Term 4: Week 3

	Monday	Tuesday	Wednesday	Thursday	Friday
Task	Make up a new game that uses a balloon.	Design a badge of kindness to give to a friend or teacher as a gift.	Paint a picture and make it into a puzzle.	Write 5 compound words. e.g. sand + castle = sandcastle	Plant a seed and care for your plant.
Morning	<p>English</p> <p>Spelling: Contractions</p> <p>Watch the Jack Hartmann video on contractions:</p> <p>Contractions 2 English Song for Kids Reading & Writing Skills Grammar Jack Hartmann</p> <p>Choose a storybook you have at home. Write down any contractions you can find.</p>	<p>English</p> <p>Spelling: Contractions</p> <p>Contractions are a short way of saying or spelling two words. A contraction is spelled with an apostrophe.</p> <p>Complete the following worksheet on contractions and the tricky words for the day.</p> <p>https://drive.google.com/file/d/1WnTOE5eSCxk0WNx8tzQljZoP5ncqT0O/view?usp=sharing</p>	<p>English</p> <p>*** PRIORITY TASK</p> <p>Spelling: Contractions</p> <p>Make a list of contractions you know in the following worksheet.</p> <p>https://drive.google.com/file/d/1O2qQ08ExwdtS1_X_F1WqD7kuTH6645oP/view?usp=sharing</p> <p>Complete the following Cloze Passage on contractions.</p>	<p>English</p> <p>Grammar - Prepositions</p> <p>Prepositions tell us about the position of things in relation to each other.</p> <p>Complete the following Preposition Hunt worksheet.</p> <p>https://drive.google.com/file/d/1mFX4IXik2Q5QHr9V22_0tGqFqmMswZBi/view?usp=sharing</p>	<p>English</p> <p>Grammar - Prepositions</p> <p>Complete the following worksheet on 'Writing Prepositions'.</p> <p>https://drive.google.com/file/d/18jeWyJJhxHn0DxnKwW2xds6ripsVFOYn/view?usp=sharing</p>

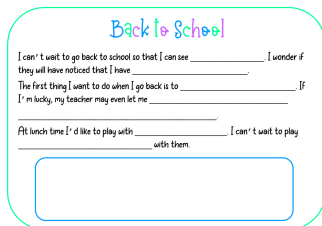
***** PRIORITY TASK**

Writing

All of the staff at OPS can't wait to be able to see you back at school.

Fill in the gaps in the passage below to tell us what you are most looking forward to about your return.

https://drive.google.com/file/d/1e-71QIIPD9-75y9Dkg5PQTKxakCkW_1n/view?usp=sharing



Now that you are thinking about returning to school, see if you can **make a list** of all of the things that you are looking forward to doing

***** PRIORITY TASK**

Writing

Sometimes when we return to school after being away for a while we can feel nervous or worried about what it might be like to go back or what to do in certain situations. These are emotions that all of us will probably feel at some stage or another and your teachers would like to support you through them the best we can.

Fill in the clouds on the worksheet below to tell us what sorts of things you may be feeling nervous about. You might like to write a sentence or you could draw a picture and label it.

<https://drive.google.com/file/d/110MsmsOsGf73jj4y6KwWkC2TDTK7IzHo/view?usp=sharing>

Spell, Write and Check the following tricky words:

together, many, any, though, don't, can't.

Writing - Your Birthday was the Best

Listen to the story via the link below:



Who was the narrator of the story? (Who was telling the story?)

Pretend you are the boy in the story, and it was your birthday party.

***** PRIORITY TASK**

Reading:

Today we are going to look at the text 'Curious Kids' and it comes from a series of articles based on kids asking a scientist/expert a question. An expert is someone who knows a lot about a particular subject.

Open the article below.

<https://docs.google.com/document/d/10UcewfrA05Q81mUme1Q4nxtQyxxHiR3J6Q9Hv62v01A/edit?usp=sharing>

What do you notice first when you look at the text? Record your answers. This list will be a great start to think about our background knowledge.

Writing - Editing Passages

Open the document below and work through the two passages. Today you have to look for spelling mistakes and some punctuation errors. Happy Editing!

https://drive.google.com/file/d/1sfY__6TfYKxNyZGM8VS8KDeAx-WMW6Gw/view?usp=sharing

Reading:

Do you remember that good readers make connections between their background knowledge and the ideas in a text?

Have a look at the below image of a seahorse.

when you return to your workbook. You might even like to order them according to which things you would like to do first.

Take a **photo** of your list and post it on Dojo for us to see.


Reading:

This week we will be learning how to **make connections between our background knowledge and ideas in a text**. Good readers are always using their background knowledge to **connect ideas** and information while they are reading.

Open up the below text on Koalas.

https://docs.google.com/document/d/1VhwD_BT F-1u8mWV2HgSiINUrfcO4fCy-LOCR7DKSojg/edit?usp=sharing

<https://drive.google.com/file/d/1v3fJ-muwrUR0g2gQCgcimOLK-sjqwWIX/view?usp=sharing>



It is very normal to be experiencing these feelings. Remember that you can share your worries or concerns with a parent, your teacher or a friend. Talking about your worries can sometimes make the worry go away.

Send us a photo of your worksheet on Dojo. We can't wait to see you back at school and we will do our absolute best to support you through these feelings.

How would you have felt about everything that happened that day if you were him? Would he have felt the same way as the cockroach?

Write a diary entry pretending you are the boy in the story. Tell me about everything that happened at the birthday party? Use the template below to help you organise your information.

Your Birthday was...

Draw a picture of your ultimate birthday cake and label it.

Read the article and answer the following questions in your book...

1. How does this connect with my background knowledge on the topic of 'smell'?
2. Did I learn new information?
3. Do I now have questions I need answered?

***** PRIORITY TASK**

Activity :What I did during Lockdown

Reconnecting with our friends after such a long time apart is so important today.

I want you to think about the different things you




Discuss with a sibling or adult the background knowledge you already have about seahorses. What would you like to learn about seahorses? Record in your book.

Read the **FIRST LINE** of the below informative text on seahorses.

https://drive.google.com/file/d/1Svk_vBiMk5WMLJoMeMx5D3MpBnetAJ81/view?usp=sharing

The first line says "*Seahorses live in the ocean.*"

Answer these questions to connect your

	<p>While looking at this text you will be thinking about what background knowledge you bring to the activity. You may be thinking <i>“I can see the title says Koala.” I know some things about Koalas already. I know they are an Australian animal and they live in trees found in Australia, called eucalyptus trees. I know Koalas eat eucalyptus leaves. I also know that the recent bushfires in Australia have had a big impact on Koalas.</i></p> <p>As a good reader you are bringing your background knowledge and starting to think about how it will be built on or extended as you read this text. You might be thinking <i>“I expect that I will find out some more specific information about Koalas such as</i></p>	<p><u>Drop Everything and Read</u></p> <p>Take 15 minutes to find a quiet and comfy space in your house and read a book. It may be a novel you are tackling at the moment or even a factual text you might be wading your way through to learn something new.</p>		<p>did during lockdown that you would like to share with your friends.</p> <p>Use the template below to help you come up with some different ideas.</p> <p> What I Did During ...</p>	<p>background knowledge to the text..</p> <ol style="list-style-type: none"> 1. How does this connect with your background knowledge? 2. Did you learn new information? 3. Do you have questions you need answered? <p>Read the rest of the text and answer the 3 questions above again and see how your answers vary.</p>
--	---	--	--	---	---

	<p><i>which parts of Australia they live in.”</i></p> <p>After reading the Koala text, answer the following questions in your book...</p> <ol style="list-style-type: none"> How does this connect with my background knowledge on Koalas? Did I learn new information? Do I now have questions I need answered? 				
Break					
Middle	<p><u>Mathematics</u></p> <p><i>Introducing Arrays</i></p> <p><u>Warm Up: Number Talks</u></p> <p><i>QuN8 represents and renames two-digit numbers as separate tens and ones (68 is 6 tens and 8 ones, 68 ones, or 60 + 8)</i></p>	<p><u>Mathematics</u></p> <p><i>Repeated Addition</i></p> <p><u>Warm Up: Place Value - Number Plates</u></p> <p><i>QuN8 applies an understanding of zero in place value notation when reading numerals that include internal zeros (correctly recognises 101 as one hundred and one, not 1001)</i></p>	<p><u>Mathematics</u></p> <p><i>Equal Groups</i></p> <p><u>Warm Up: Number Talks</u></p> <p><i>AdS6 applies inverse relationship of addition and subtraction</i></p> <p>Using different addition and subtraction strategies you have</p>	<p><u>Mathematics</u></p> <p><i>Mass - Hefting</i></p> <p><u>Warm Up: Place Value & Balanced Equations</u></p> <p><i>QuN8 represents and renames two-digit numbers as separate tens and ones (68 is 6 tens and 8 ones, 68 ones, or 60 + 8)</i></p>	<p><u>Mathematics</u></p> <p><i>Mass - Using a balance</i></p> <p><u>Warm Up: Number of the Day</u></p> <p><i>QuN8 counts forwards and backwards by 100s to 1000 (100, 200 ... 1000)</i></p>

Using different strategies you have learnt previously, complete these activities and practice making two-digit numbers in many ways:

 [2ndGradeNumber...](#)

***** PRIORITY TASK**

Main Activity: Arrays

What is an array? An array in maths is an arrangement of objects, numbers or pictures in columns or rows. The purpose of an array is to help children understand multiplication and division.

Watch the video on arrays in real life.

 [Arrays in Real Life](#)

Go for a walk around the block and list ten car number plates that you can see.

*Find the number plate with the largest 3-digit number.

*List the ten number plates you find in order of the largest to the smallest number.

*If you could rearrange the numbers in each number plate, would the order of largest to smallest 3-digit number change? Why/How do you know?

***** PRIORITY TASK**

Main Activity:

Watch the following video on repeated addition

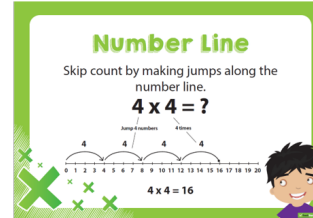
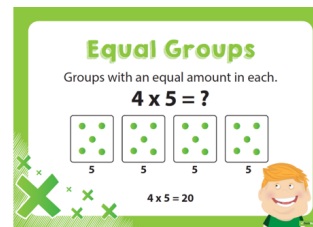
learnt previously, complete these activities and show your answers with working out and reasoning:

 [2ndGradeNumber...](#)

***** PRIORITY TASK**

Main Activity:

There are two more ways you can work out multiplication problems.



Look at these multiplication sentences below and show your

You will need two dice for this activity. Use the example to help you. You will roll both dice separately. Your first roll will represent the tens column. Your second roll will represent the ones column. If you roll a 4, that is 4 tens (which is 40). If you roll a 2 on your second roll, that is 2 ones (which is 2). You must then write $40 + 2 = 42$ to show your working out. Complete the worksheet:

 [Place value dice g...](#)

Main Activity:

Watch the fun video on Mass via the link below to listen to some language that will be used when describing mass.

Elephant Mass Song

Follow the link to this worksheet and complete the questions:

Your number of the day is **578**

 [Today's Number...](#)

***** PRIORITY TASK**

Main Activity:

Today you are going to measure the weight of some objects using your very own balance scales.

You will need:

*tape

*coat hanger

* string

* 2 plastic/paper cups

Follow this video to create your balance

Array

Draw rows with an equal amount in each.

$5 \times 4 = ?$

ARRAY

A group of objects arranged in equal rows and columns

Complete the array hunt activity via the link below. You may even like to take some photos of your arrays.

[au-n-2549439-arr...](#)

Grab some counters or sticks or pencils or pom poms for the next part of your lesson.

Multiplication as r...

For your hands-on activity, you can print off the template of the animals with tummies (you may need a few copies) or you can draw circles on a piece of paper.

Fill-That-Tummy-T...

Complete the activity with Mrs Edwards. You will also need some counters or pom poms to use for this activity.

(Mrs Edwards will post the video on Class Dojo on Tuesday morning)

Repeated Addition

Keep adding the same number over and over again.

$4 \times 3 = ?$

$4 + 4 + 4 = 12$

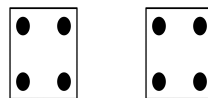
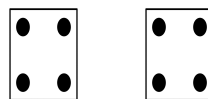
$4 \times 3 = 12$

working out for each one using equal groups and a number line.

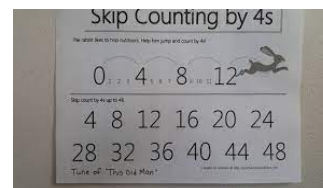
Here is an example:

$4 \times 4 =$

4 groups of 4



Number Line



Your turn:

$2 \times 6 = 2$ groups of 6

$3 \times 5 = 3$ groups of 5

Today you are going to be a human scale. You will need to collect five different objects from around your house.

Compare the masses of the objects using your hands, then arrange them in order from the lightest to the heaviest.

Write/draw the list into your workbook.

Choose your favourite object in the list and choose another object that is lighter than your favourite. (If your favourite object is the lightest in the list, you will have to identify/think of something else that would be lighter)

Create a sentence in your book to explain the different masses of your objects *e.g. The block is lighter than the ball.*

instructional video.

Find some objects around your home and explore their masses using your homemade balance scales.

Take some photos and answer the following questions.

The _____ is lighter than the _____.

The _____ is heavier than the _____.

The _____ has the same mass as the _____.

Additional Worksheet

<https://drive.google.com/file/d/1fhNi9jzUsgiuC-nYqGxH5nRnNjmcM5xM/view?usp=sharing>

Make these arrays with Mrs Worthington. Click on the video link below.

https://drive.google.com/file/d/12FX0IEVpJUeWg_LQawTBlrAfyziXQgQsD/view?usp=sharing

Additional Worksheet

 [Array Monday.png](#)

Additional Worksheet

Have a go at the two worksheets below. One is for you to draw the array based on repeated addition sentences. The other worksheet explores your knowledge of drawing arrays and writing in the multiplication sentence.

 [Draw the array.png](#)

 [using an array.png](#)

$4 \times 3 = 4$ groups of 3

$2 \times 10 = 2$ groups of 10

$4 \times 5 = 4$ groups of 5

Additional Worksheet

There are six worksheets in this package, but you only have to complete the first 3 sheets in the link.

 [T-N-4162-Mixed-...](#)

Create another sentence this time for an object that is heavier than your favourite object.

Draw a picture of yourself hefting these objects.

You may like to take photos instead





*** PRIORITY TASK

Activity: My Lockdown Memory Jar

What is my favourite memory of my time in Lockdown 2021. Draw a picture and put it in your jar.

 [t-l-9650c--my-lock...](#)

		<p><u>Sport and Fitness</u></p> <p>Click on the lesson plan below to complete a reflection on sport and fitness at school and during Learning from Home</p> <p>Lesson 2_K-2 Ho...</p> <p>When you have finished your reflection, click on the link below this message to complete a training session that involves circuit training. Don't forget to stretch at the end.</p> <p>Lesson 3_K-2 Ho...</p>	<p>WELLBEING WEDNESDAY</p>  <p>You have the rest of the day to focus on your wellbeing and enjoy some fun activities of your choice. Feel free to complete any activities on the grid provided via the link below or choose your one activity. Teachers will not be online, but feel free to send some photos of how you are looking after your wellbeing. Don't forget to have fun and smile!</p> <p>Wellbeing Wednesday OPS.pdf</p>	<p>Additional Worksheet</p> <p>https://drive.google.com/file/d/19fynpaNUVoHCfeN4vpJLrmQFUUgWHh9B/view?usp=sharing</p>	
--	--	---	---	---	--

Break					
Afternoon	<p>Integrated Unit = South Australia</p> <p>Watch the travel video on South Australia Find the best of Australia in South Australia South Australia Travel</p> <p>Adelaide is the capital city of South Australia. Click the link to learn more about it Things to do in Adelaide. South Australia - Insider Tips from Local Kids</p> <p>After watching the video on Adelaide, write which activity you would like to do if you visited Adelaide. Explain why?</p> <p>The Southern Hairy Nosed Wombat is the animal emblem for South Australia. Watch this video to learn more about them The Southern Hairy Nosed Wombat</p>	<p>Symbols and Noticing</p> <p>Symbols are everywhere! A symbol is a mark or a sign that indicates an idea, object or relationship.</p> <p>Look at some of the symbols below. Do you recognise some of the symbols?</p>  <p>Can you find any symbols in your house or outside? Draw these symbols.</p> <p>Look at our school logo.</p> <p>Describe what you can see in our school logo.</p> <p>Write a sentence about what you like about our school logo.</p>		<p>Integrated Unit- Visual Arts</p> <p><i>Pro Hart</i></p> <p>Click the link to learn about the Australian artist, Pro Hart: Australian Art Appreciation.pptx</p> <p>View slides 14 and 15 and consider the following questions:</p> <ul style="list-style-type: none"> • What painting techniques did the artist use? • What is the subject matter depicted in these artworks? • How has the artist used colour to portray the outback? <p>Click the link to draw and paint your own Australian outback landscape: EASY</p>	<p>Fun Friday</p> <p>Choose an activity from the grid for some Friday fun!</p> <p>Choice Board.pdf</p>

Make a presentation about The Southern Hairy Nosed Wombat. You can do this in any format you like e.g. a poster, a speech, an information report, a PowerPoint etc.

Make sure you include at least five different facts including; appearance, habitat, diet, threats, interesting facts.



Think of an activity or club you belong to or wish to belong to and create a logo for that club or group. You may even want to create a logo for your family.

Draw your logo and explain your choice of images, colours, shapes or words.

[RUSTIC LANDSCAPE PAINTING | Australian Outback Acrylic Painting](#)

You will need paper, a pencil, paints and a paintbrush.

